

Qlima

D 630 P Smart WiFi



guarantee
2
YEARS

HOW TO ENJOY WIFI FUNCTION?

1. DOWNLOAD AND INSTALL APP

Use your phone to scan the QR code below or search in application market to download and install the App.



2. REGISTER/LOGIN/FORGOT PASSWORD

REGISTER

If you don't have an App account, register an account or sign in with verification code by SMS. This page describes the registration process.

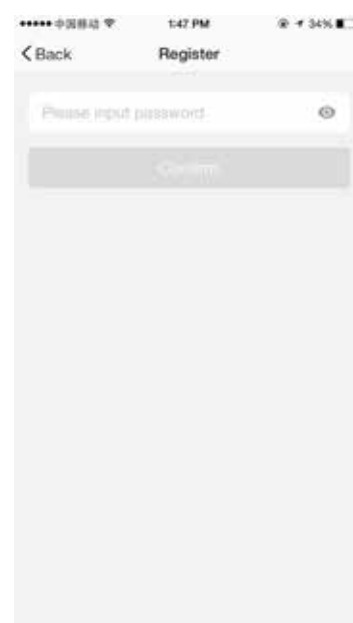
1. Tap to enter registration page
2. The system automatically recognises your country / area. You can also select your country code. Enter the mobile number/E-mail and tap "Next" , as shown in the picture 2.
3. If you enter the mobile number, then enter the verification code in the message , as shown in the picture 2, and enter the password tap "Confirm" to finish your registration.
4. If you enter the E-mail enter the password as shown in the picture 4 and tap "Confirm" to finish your registration.



Picture 1



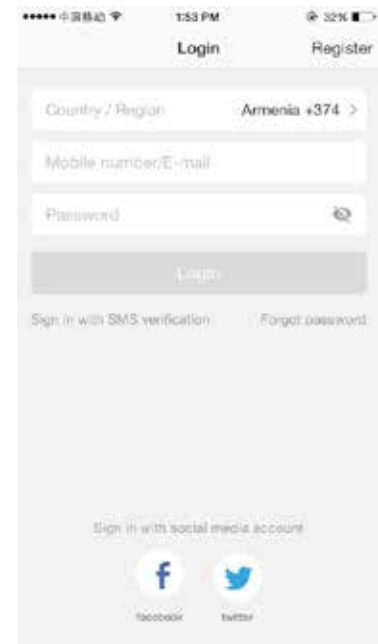
Picture 2



Picture 3

SIGN IN WITH USERNAME AND PASSWORD

1. The system automatically recognises your country / area. You can also select your country code. Enter the mobile number/E-mail and tap "Next".
2. Enter your registered mobile number or Email, and password to login.

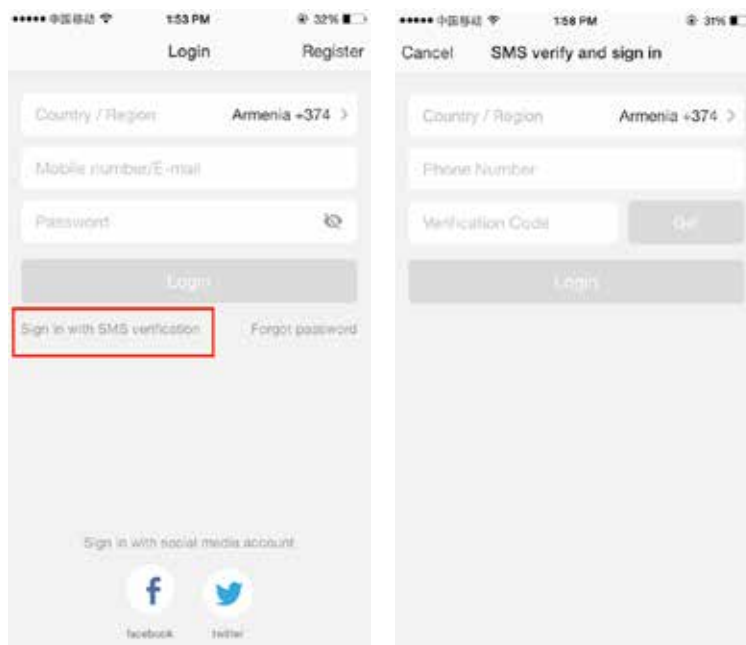


SIGN IN WITH SOCIAL MEDIA ACCOUNT

If you have installed Facebook or Twitter in your smartphone, tap the corresponding icons and then sign in the App after social network authentication

SIGN IN WITH VERIFICATION CODE VIA SMS

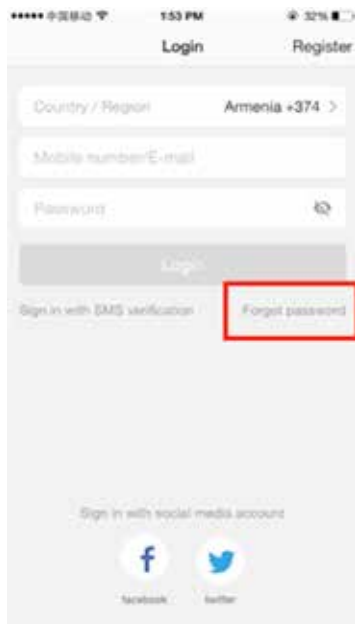
1. Tap "Sign in with SMS verification" to new page
2. The system automatically recognises your country / area. You can also select your country code by yourself.
3. Enter the mobile number and tap "Get" to get a message
4. Enter the verification code in the message and tap "Login" to login the App



FORGOT PASSWORD

To find your password back, please follow the procedures:

1. Tap "Forgot password", as shown in the picture 1
2. The system automatically recognises your country / area. You can also select your country code by yourself. Enter the mobile number/E-mail and tap "Next", as shown in the picture 2
3. Enter the verification code in the message/E-mail, as shown in the picture 3, and enter the new password, tap "Confirm" to finish.



Picture 1



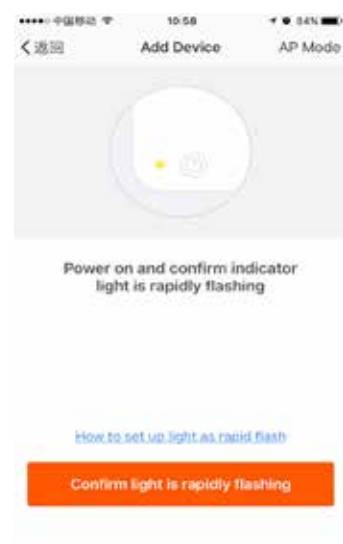
Picture 2



Picture 3

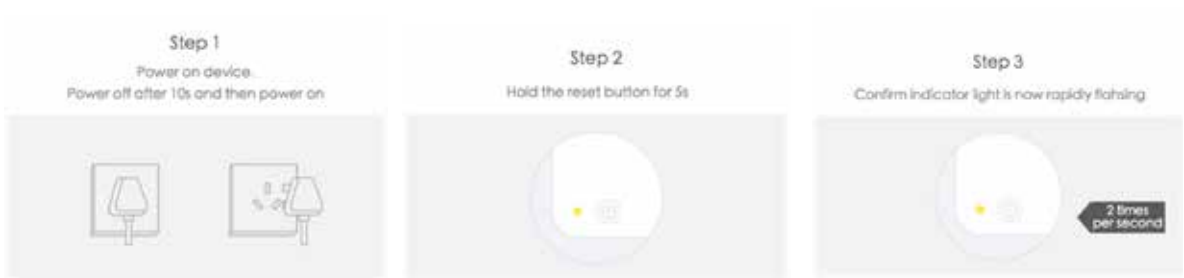
3. ADD DEVICE-NORMAL MODE

1. For AP mode, please make sure the device's indicator light slowly flashes (1 time every 3 seconds), tap to go on to the next step.
2. If indicator light is slowly flashing, tap "how to set indicator light as slow flashes" to view operation processes.

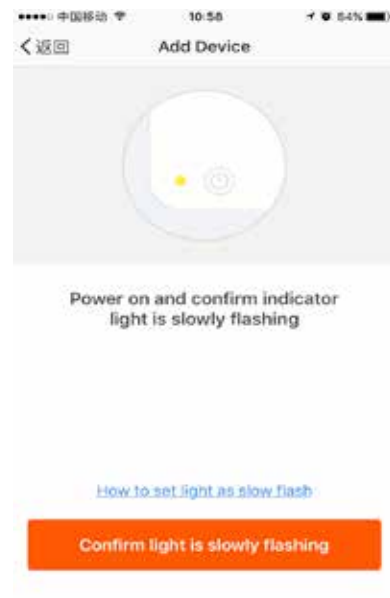


4. ADD DEVICE-AP MODE

NOTES: How to set indicator light as rapid flashing



1. Enter the App, tap "+" in the upper right of the page to enter network connection page, as shown in the picture
2. There are two network connection methods (Normal mode and AP mode). Normal mode is default. Users could tap the upper right corner to switch the connection method to AP mode.
3. For normal mode, please make sure the device's indicator light rapidly flashes (2 times per second), tap to go on to the next step
4. If indicator light is not rapidly flashing, tap "how to set indicator light as rapid flashes" to view operation processes.



NOTES: How to set indicator light as slow flashing



5. **ADD DEVICE-ENTER WI-FI PASSWORD**
 Select the Wi-Fi under which device is working, enter password and tap “Confirm” to enter network connection process, as shown in the picture below



6. **ADD DEVICE-NETWORK CONNECTION PROCESS**

If you select normal mode to connect device to the network, the App goes through the processes as shown in the picture 1. After the network connection is successfully, the App page will be shown in the picture 2.



Picture 1



Picture 2

For AP mode, connect to the Wi-Fi hotspot named “SmartLife”, as shown in the picture.

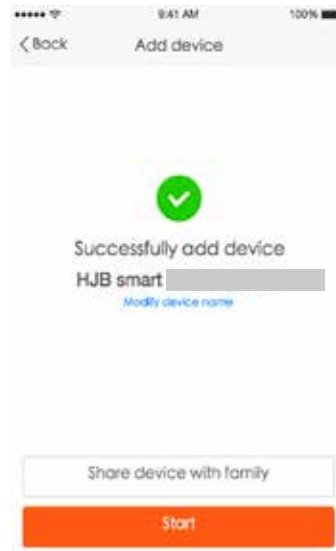
NOTES: Some devices might have different hotspot names.



After connecting with the hotspot, back to the network connection page to enter network connection process. The App goes through as shown in the picture 1. Picture 2 shows the App page when the network connection is successful.



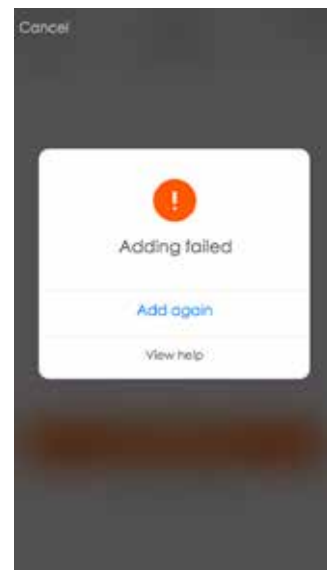
Picture 1



Picture 2

7. ADD DEVICE-ADDING FAILED

If your App interface is shown as in the picture, it means that the network connection failed. You could try by connecting again or view help.

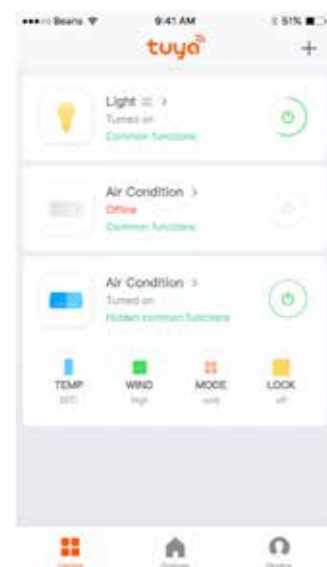


8. CONTROL DEVICE

After successfully configuring the devices, the smart device will be shown on the home page. Tap to enter its control page.

NOTE:

1. When device is online, it support short-cut operations.
2. When device is offline, it displays "Offline" and can be controlled.

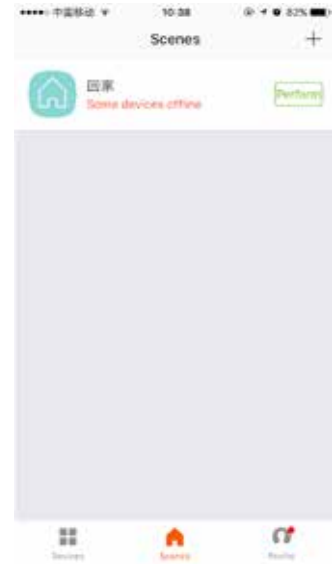


9. SMART LIFE SCENARIO

Smart life scenario supports that devices perform corresponding actions under various conditions.

The main conditions include:

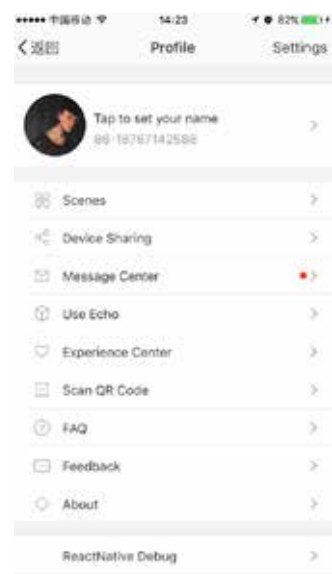
1. Temperature
2. Humidity
3. Weather
4. PM2.5
5. Air quality
6. Sunrise & sunset time
7. Device's actions (such as turn on/ff)



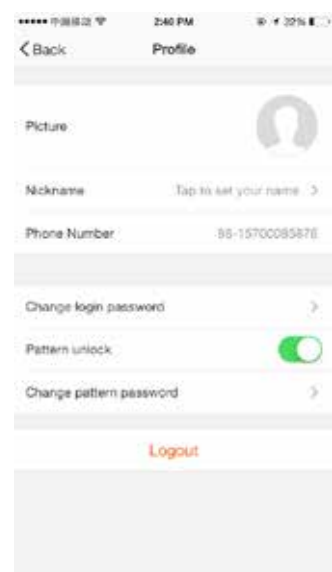
10. PROFILE

"Profile" page is where users could manage personal information. The key information is as follows:

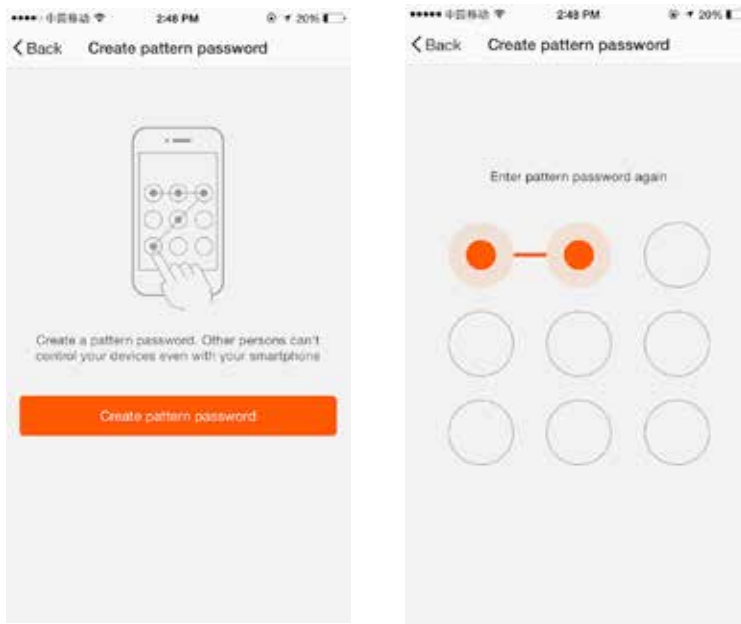
1. Personal information
2. Smart life scenario
3. Device Sharing - display the information of shared devices
4. Message center
5. F.A.Q
6. Entry to submit feedback
7. About



"Profile" page is for displaying personal account information. You can change login password, binding mobile number, set pattern unlock on this page.



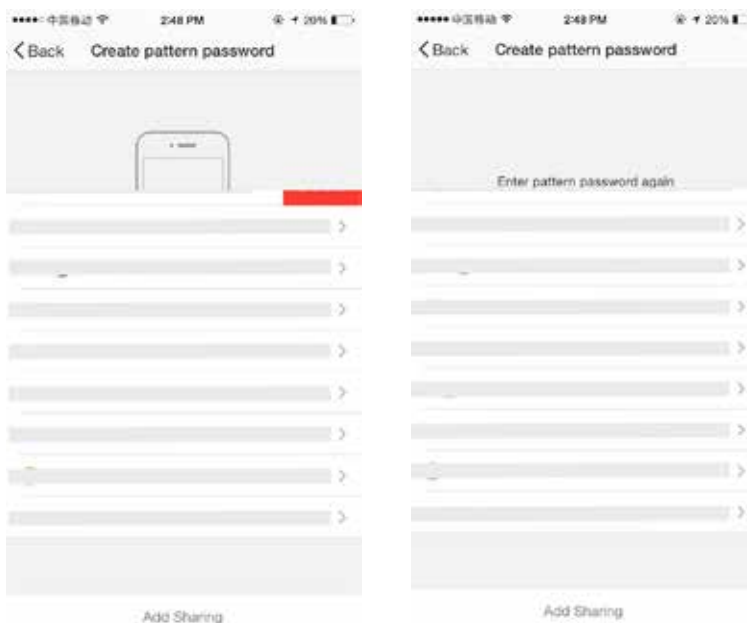
Tap "Pattern unlock" to set your pattern. After setup, you have to enter your pattern to use the App.



11. PROFILE-PATTERN UNLOCK

Send sharing: The list shows all members who are added by your account. You can delete the member and delete the sharing by swiping left.

Receive sharing: The list shows all devices that your account has received. You can delete the sharing by swiping left.



12. PROFILE-DEVICE SHARING

Add sharing: As shown in the picture, users could input a new member's mobile number and share the device with him. The new member could then control the shared device.



13. PROFILE-MESSAGE CENTER

Message centre: Including notifications of new device and new sharing.



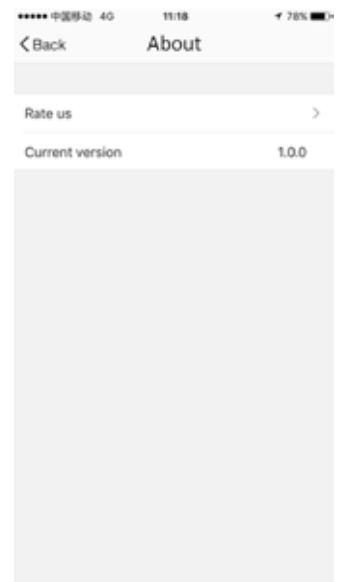
PROFILE

Feedback: Entry where users could submit their feedback.



App's other related information include:

1. Tap on "rate us", App will be redirected to a corresponding App market, where you could rate us.
2. Show App version number



Radio Equipment Directive (RED) Declaration of Conformity (DoC)

We, PVG Holding BV, Kanaalstraat 12C, Oss, 5347 KM Oss, The Netherlands declare under our sole responsibility that the product:

Product name: Dehumidifier

Trade name: Qlima

Type or model: D 630 SMART

Relevant supplementary information:

.....
(e.g. lot, batch or serial number, sources and numbers of items)

To which this declaration relates is in conformity with the essential requirements and other relevant requirements of the Radio Equipment Directive (2014/53/EU). The product is in conformity with the following standards and/or other normative documents:

HEALTH & SAFETY (Art. 3(1)(a)):

- EN 62233:2008

EMC (Art. 3(1)(b)):

- EN 301 489-1 V2.2.3: 2019, EN 301 489-17 V3.2.4 :2020

SPECTRUM (Art. 3(2)):

- EN 300 328 V2.2.2 :2019

OTHER (incl. Art. 3(3) and voluntary specs):

Limitation of validity (if any):

Supplementary information:

- Notified body involved: N/A.....

- Technical file held by:

Place and date of issue (of this DoC): 30-03-2022

Signed by or for the manufacturer:

(Signature of authorized person)

Name of authorized person (in print): Ing. W.B. van Emous

Title of authorized person: Group Product & Sourcing Manager

Directive relative aux équipements radio (RED) Déclaration de conformité (DoC)

Nous, PVG Holding BV, Kanaalstraat 12C, Oss, 5347 KM Oss, Les Pays-Bas
déclarons sous notre entière responsabilité que le produit:

Nom produit: Climatiseur monobloc

Marque: Qlima

Type ou modèle: D 630 SMART

Informations complémentaires pertinentes:

.....
(e.g. lot, batch or serial number, sources and numbers of items)

**Auquel se rapporte cette déclaration est conforme aux exigences essentielles et
d'autres exigences pertinentes de la directive sur les équipements radio (2014/53/UE).**

**Le produit est conforme aux normes et/ou autres normes suivantes
documents :**

SANTÉ & SÛRETÉ (Art. 3(1)(a)):

- EN 62233:2008

EMC (Art. 3(1)(b)):

- EN 301 489-1 V2.2.3: 2019, EN 301 489-17 V3.2.4 :2020

SPECTRE (Art. 3(2)):

- EN 300 328 V2.2.2 :2019

AUTRE (incl. Art. 3(3) et spécifications volontaires):

Limitation de validité (le cas échéant) :

Information supplémentaire:


- Organisme notifié impliqué: N/A.....

- Dossier technique détenu par:

Lieu et date d'émission (de cette DoC) : 30-03-2022

Signé par ou pour le fabricant:

(Signature de la personne autorisée)



Nom de la personne autorisée (en caractères d'imprimerie): Ing. W.B. van Emous

Titre de la personne autorisée : Group Product & Sourcing Manager

Richtlijn Radioapparatuur (RED) Conformiteitsverklaring (DoC)

Wij, PVG Holding BV, Kanaalstraat 12C, Oss, 5347 KM Oss, Nederland verklaren onder onze eigen verantwoordelijkheid dat het product:

Productnaam: Onvochtiger

Merksnaam: Qlima

Type of model: D 630 SMART

Aanvullende relevante informatie:

.....
(e.g. lot, batch of serienummer, bronnen en aantal artikelen)

Waarop deze verklaring betrekking heeft, in overeenstemming is met de essentiële eisen en andere relevante vereisten van de richtlijn radioapparatuur (2014/53/EU). Het product voldoet aan de volgende normen en/of andere normatieve documenten:

HEALTH & SAFETY (Art. 3(1)(a)):

- EN 62233:2008

EMC (Art. 3(1)(b)):

- EN 301 489-1 V2.2.3: 2019, EN 301 489-17 V3.2.4 :2020

SPECTRUM (Art. 3(2)):

- EN 300 328 V2.2.2 :2019

OTHER (incl. Art. 3(3) and voluntary specs):

Beperking van de geldigheid (indien van toepassing):

Aanvullende informatie:

- Betrokken notified body: N/A.....

- Technische documentatie in bezit van:

Plaats en datum van uitgave (van deze DoC): 30-03-2022

Handtekening van de fabrikant:

(Handtekening van geautoriseerd persoon)

Naam van geautoriseerd persoon (in print): Ing. W.B. van Emous

Titel van geautoriseerd persoon: Group Product & Sourcing Manager

Directiva de equipos radioeléctricos (RED)

Declaración de conformidad (DoC)

Nosotros, PVG Holding BV, Kanaalstraat 12C, Oss, 5347 KM Oss, Países Bajos declaramos bajo nuestra exclusiva responsabilidad que el producto:

Nombre del producto: Deshumidificador

Nombre comercial: Qlima

Tipo o modelo: D 630 SMART

Información complementaria relevante:

.....
(e.g. lot, batch or serial number, sources and numbers of items)

A lo que se refiere esta declaración está en conformidad con los requisitos esenciales y otros requisitos relevantes de la Directiva de equipos de radio (2014/53 / UE).

El producto cumple con las siguientes normas y / u otras normativas documentos:

HEALTH & SAFETY (Art. 3(1)(a)):

- EN 62233:2008

EMC (Art. 3(1)(b)):

- EN 301 489-1 V2.2.3: 2019, EN 301 489-17 V3.2.4 :2020

SPECTRUM (Art. 3(2)):

- EN 300 328 V2.2.2 :2019

OTHER (incl. Art. 3(3) and voluntary specs):

Limitación de validez (si la hubiera):.....

Información suplementaria:

- Organismo notificado involucrado: N/A.....

- Expediente técnico en poder de:

Lugar y fecha de expedición (de esta DoC): 30-03-2022

Firmado por o para el fabricante:

(Firma del persona autorizada)



Nombre de la persona autorizada (impreso): Ing. W.B. van Emous

Título de la persona autorizada: Group Product & Sourcing Manager

Direttiva apparecchiature radio (RED) Dichiarazione di conformità (DoC)

Noi, PVG Holding BV, Kanaalstraat 12C, Oss, 5347 KM Oss, Paesi Bassi
dichiariamo sotto la nostra esclusiva responsabilità che il prodotto:

Nome del prodotto: Deumidificatore

Nome commerciale: Qlima

Tipo o modello: D 630 SMART

Informazioni supplementari rilevanti:

.....
(e.g. lot, batch or serial number, sources and numbers of items)

**A cui si riferisce la presente dichiarazione è conforme ai requisiti essenziali e
altri requisiti rilevanti della direttiva sulle apparecchiature radio (2014/53/UE).
Il prodotto è conforme alle seguenti norme e/o altre normative documenti:**

HEALTH & SAFETY (Art. 3(1)(a)):

- EN 62233:2008

EMC (Art. 3(1)(b)):

- EN 301 489-1 V2.2.3: 2019, EN 301 489-17 V3.2.4 :2020

SPECTRUM (Art. 3(2)):

- EN 300 328 V2.2.2 :2019

OTHER (incl. Art. 3(3) and voluntary specs):

Limitazione di validità (se presente):.....

Informazione supplementare:

- Organismo notificato coinvolto: N/A.....

- Fascicolo tecnico tenuto da:

Luogo e data di rilascio (di questa DoC): 30-03-2022

Firmato da o per il produttore

(Firma della persona autorizzata)

Nome della persona autorizzata (in stampatello): Ing. W.B. van Emous

Titolo della persona autorizzata: Group Product & Sourcing Manager



Radioudstyrsdirektivet (RED) Overensstemmelseserklæring (DoC)

We, PVG Holding BV, Kanaalstraat 12C, Oss, 5347 KM Oss, Holland
erklærer under vores eneansvar, at produktet:

Produktnavn: Luftaffugter

Handelsnavn: Qlima

Type eller model: D 630 SMART

Relevant supplerende information:

.....
(e.g. lot, batch or serial number, sources and numbers of items)

**Denne erklæring vedrører, er i overensstemmelse med de væsentlige krav og andre relevante krav i radioudstyrsdirektivet (2014/53/EU).
Produktet er i overensstemmelse med de følgende standarder og/eller andre normative dokumenter:**

HEALTH & SAFETY (Art. 3(1)(a)):

- EN 62233:2008

EMC (Art. 3(1)(b)):

- EN 301 489-1 V2.2.3: 2019, EN 301 489-17 V3.2.4 :2020

SPECTRUM (Art. 3(2)):

- EN 300 328 V2.2.2 :2019

OTHER (incl. Art. 3(3) and voluntary specs):

Begrænsning af gyldighed (hvis nogen):

Yderligere information:

- Bemyndiget organ involveret: N/A.....

- Teknisk fil i besiddelse af:

Udstedelsessted og -dato (af denne DoC): 30-03-2022

Signeret af eller for producenten:

(Underskrift af autoriseret person)

Navn på autoriseret person (på tryk): Ing. W.B. van Emous

Titel på autoriseret person: Group Product & Sourcing Manager





Distributed in Europe by PVG Holding B.V.

- ① Benötigen Sie weitere Informationen oder treten Probleme auf, besuchen Sie bitte unsere Website www.qlima.com, oder setzen Sie sich mit unserem Kundendienst in Verbindung (T: +31 412 694 694).
- Ⓚ For alle yderligere oplysninger eller ved eventuelle problemer med apparatet henvises til www.qlima.com eller det lokale Kundecenter (T: +45 77 34 33 30).
- Ⓜ Si necesita información o si tiene algún problema, visite nuestra página Web www.qlima.es, o póngase en contacto con el servicio cliente (T: +34 916 113 113).
- Ⓣ Si vous souhaitez obtenir des informations supplémentaires ou si vous rencontrez un problème, rendez-vous sur notre site Web (www.qlima.fr / www.fr.qlima.be) ou contactez notre service client (T : +33 2 32 96 07 47 / +32 (0)3 326 39 39).
- Ⓜ Jos haluat huoltoapua, lisätietoja tai laitteen kanssa tulee ongelmia, tutustu verkkosivustoon osoitteessa www.qlima.com tai kysy neuvoa PVG kuluttajapalvelukeskuksesta (T: +45 77 34 33 30).
- Ⓚ If you need information or if you have a problem, please visit the our website (www.qlima.com) or contact our sales support (T: +31 412 694 694).
- ① Per informazioni e in caso di problemi, visitate il sito Web www.qlima.it oppure contattate il Centro Assistenza Clienti (T: +39 0571 628 500).
- Ⓜ Hvis du trenger informasjon, eller hvis du har et problem med produktet, kan du gå til nettsidene www.qlima.com. Alternativt kan du kontakte med PVG' forbrukertjeneste (T: +45 77 34 33 30).
- Ⓜ Als u informatie nodig hebt of als u een probleem hebt, bezoek dan de onze website (www.qlima.nl / www.qlima.be) of neem contact op met de afdeling sales support (T: +31 412 694 694 / +32 (0)3 326 39 39).
- Ⓣ Se necessitar de informações ou se tiver problemas, visite o Web site www.qlima.es ou contacte o Centro de Assistência (T: +34 916 113 113).
- Ⓜ W przypadku problemów i w celu uzyskania szczegółowych informacji odwiedź stronę internetową Qlima dostępną pod adresem www.qlima.com lub skontaktuj się z Centrum kontaktów Qlima (T: +48 48 613 00 70)
- Ⓚ Om du behöver service eller information eller har problem med apparaten kan du besöka www.qlima.com eller kontakta Qlima kundtjänst (T: +45 77 34 33 30).
- Ⓚ Če želite dodatne informacije, obiščite spletno mesto podjetja na naslovu www.qlima.si ali pokličite na telefonsko (T: +386 (0)41 674 139).

