



Product data sheet

Product category	Wall mounted multi-split aircos	
Brand	Qlima	
Model	SCM 52 MULTI (2x2.5 / 1x3.2)	
Colour	White	
EAN code	8713508786421	
EAN indoor unit	SCM 5225 / SCM 5232 (2 / 1)	8713508786056 / 8713508786063
EAN outdoor unit	SCM 52 MULTI (1)	8713508786049

Technical specifications

Technical specifications		Cooling	Heating
SEER/SCOP	W/W	6,5	4
Energy efficiency class average season		A++	A+
PdesignC / PdesignH	kW	7,9	6,1
Capacities cooling / heating (min./nom./max.)		2,2 / 7,9 / 8,79	2,11 / 8,5 / 8,79
Power consumption (nom.)	kW	2,45	2,29
Indicative annual energy consumption during season (Qce / Qhe)	kWh/a	453	2170
Power supply	V/Hz/Ph	220 - 240~ / 50 / 1	
Current (max.)	A	17,5	
Airflow (low/mid/high)	m³/h	350 / 400 / 530	
For rooms up to indoor unit	SCM 5225 / SCM 5232 (2 / 1) m³	60 - 85 / 80 - 100	
Dehumidification capacity	l/24 h	24 / 28	
Operating range - indoor unit	°C	16 ~ 30	0 ~ 50
Operating range - outdoor unit	°C	-15 ~ 50	-20 ~ 24
Thermostatic range	°C	16~30	
Sound pressure level indoor unit at 1m (SPL)	SCM 5225 / SCM 5232 (2 / 1) dB(A)	40 / 42,5	
Sound pressure level - outdoor unit at 1m (SPL)	dB(A)	61	
Fan speeds	positions	4	
Control		electronic / remote control	
Air filter	type	Screen / Cold catalyst	
Refrigerant type / GWP / Charge	R/g	R32 / 675 / 1670	
CO ₂ equivalent	tonnes	1,13	
Max. length refr. pipe between in- / outdoor unit	m	15	
Max. diff. in height between in- / outdoor unit	m	8	
Diameter gas connection	Ø mm/inch	9,52 (3/8)	
Diameter liquid connection	Ø mm/inch	6,35 (1/4)	
Dimensions indoor unit (w x d x h)	SCM 5225 / SCM 5232 (2 / 1) mm	835 x 208 x 295 / 835 x 208 x 295	
Dimensions outdoor unit (w x d x h)	mm	890 x 342 x 673	
Compressor		rotary	
Protection class - indoor/outdoor		IPX0 / IP24	
Net. weight - indoor unit	SCM 5225 / SCM 5232 (2 / 1) kg	9,7 / 9,7	
Net. weight - outdoor unit	kg	49,1	
Warranty	year	2	
Warranty compressor	year	4	

All data is measured in accordance with applicable EU specified standards at the time of production. To be used for indicative purposes only.

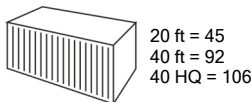
Package content

Indoor unit (3x), Outdoor unit, Remote control (3x), Installation & User manual

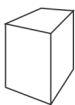
Accessories (to order)

Description	EAN code
-------------	----------

CE guarantee
2.4
YEARS



20 ft = 45
40 ft = 92
40 HQ = 106



W x D x H =

in: 87.5 x 37.5 x 28.5 cm
in: 87.5 x 37.5 x 28.5 cm
out: 99.5 x 39.8 x 74 cm



Gross weight

in: 12.7 kg
in: 12.7kg
out: 52.5 kg

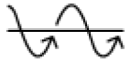
Qlima



WiFi functionality



Suitable for cold spaces



Inverter technology



Quick Connector System



Outdoor corrosion protection



Eco-friendly refrigerant R32



3 Layer filter



Remote control with display included



Timer function



Sleep mode

Easy installation via "Screw Quick Connector System": The connection between indoor and outdoor unit is easy. From an environmental point of view it is required that final connection is done by a certified engineer.

Wireless smart control: The air conditioner is equipped with Wi-Fi for extra comfort and to save energy. With the smart Tuya app you can start, stop or operate the main functions of the air conditioner remotely.

Cooling + dehumidifying + heating (heat pump): The air conditioning is a complete year-round air treatment system. It heats and cools in an efficient way and can also be used as a dehumidifier.

Air conditioning: In COOLING mode the unit produces a refreshing cool airflow.

Heating: In HEATING mode the unit produces a warm air flow. The unit absorbs heat from the outdoor air to warm the air inside, a very efficient technique.

Dehumidifying: In DRY mode the unit extract excessive moist from the room. Note: In COOLING mode the air is also dehumidified.

Inverter technology: The DC Inverter air conditioner uses its maximum power to get to the set temperature when the appliance is turned on. Once the temperature is reached, the unit continuously adjusts the compressor speed to maintain the set temperature.

Minimum energy consumption: The compressor works at minimum capacity once the set temperature is reached. As a result, the overall power consumption is reduced significantly (up to 35% less than non inverter/ conventional types).

Frost protection in outdoor unit: A PTC heating cable will clear the drip pan in the outdoor unit of ice, ensuring that the condensate water can reach the drain point. The compressor crankcase is provided with a heating cable as well. Therefore, the unit will perform under extreme weather conditions (up to -25°C).

Anti-corrosion treatment outdoor unit: The Klima Golden Fin corrosion treatment on the outdoor condenser heat exchanger improves the heating efficiency and accelerates the defrosting process. The anti corrosive coating can withstand salty air and rain, resulting in a longer expected lifetime of the condenser.

Home Freezing prevention: By activating the freezing prevention mode (in heating mode only) the unit overrules the indoor temperature setting and set it to approx 8-10°C. In this mode the unit operates at the lowest possible energy consumption.

Environment friendly refrigerant R32: The most preferred and environmental friendly refrigerant R32 is used in the air conditioner.

Automatic low sound mode: This high-tech air conditioner will operate on a whispering quiet level (40 dB) as soon as the room temperature has reached the set temperature.

Turbo mode: With the Turbo mode the air conditioner will reach the preset temperature in the shortest possible time.

3-layer air filter: The air conditioner is equipped with a 3 layer filter. The HAF air filter captures allergens like bacteria, dust and pollen from the circulated air with an efficiency up to 80%. The active carbon filter removes unpleasant odours. The screen filter can be cleaned with a vacuum cleaner and/or lukewarm water.

Multi-split: Flexible matching of up to three indoor units with only 1 outdoor unit. The indoor units can run independently from each other as long as they're all-in heating or cooling mode.

Remote control with LCD screen: The air conditioner can be operated by the remote control up to a distance of approx. 8 metres.

Remote control holder: The unit is delivered with a convenient holder that can be mounted on a wall.

Timer: Timer function can be set between 30 minutes and 24 hours (Timer On or Timer Off).

Adjustable airflow: The up-down airflow can be automatically changed by using the SWING mode. The left-right airflow can be changed manually.

Sleep Mode: The air conditioner increases (cooling) or decreases (heating) automatically the set temperature with 1°C per hour (first two hours) and then maintain the temperature (next five hours). After 7 hours, the unit will stop automatically. In this mode the unit works silently and saves energy at the same time.

Fan speed setting: The air conditioner has multiple speed setting. The LCD display on the remote control will show the chosen speed.

Automatic operation: In auto mode the unit selects the most suitable operating mode, by monitoring the indoor temperature: Cooling, Dehumidifying or Heating.

Auto restart function: In case of a power failure during operation, the latest operation status is memorised and the unit starts operating automatically after power recovery.

Standby mode: This energy saving feature enables the unit to stay in standby mode (only 1 W energy consumption).

Full colour box: The unit is delivered completely with auxiliary parts in a full coloured box showing applications and operation information in several languages.

Connection via flexible tubes: The air conditioner is supplied with soft copper refrigerant hoses. The tube set isn't pre-mounted, therefore, the installation can be done very simply without the risk of cracks or bends.